



SILKY HAYAUCHI TELESCOPIC POLE SAW

A. How to use the sickle blade properly?



1. Push up the *sickle blade A*, and make a slit in the bark under the twigs

Sickle blade A



Prune the branch, and then it can be cut off without peeling the bark. To neglect making a slit will cause bark peeling and will disturb the growth of the valuable trees.

B. IMPROPER USE OF SILKY BLADES



1. Do not cut twigs. The Hayauchi is not designed to cut twigs by tearing off with sickle blade B. Improper use may cause breakdown.

Sickle blade B



2. Do not cut twigs with sickle blade A. Like sickle blade B, the Hayauchi is not designed to cut by pushing up. Improper use may cause breakdown.

Sickle blade A



3. Always cut with saw blade even twigs.

Saw blade

C. Security check before use



1. Make sure that the head of the push button, which functions as a stopper to fix the length, has come out.
2. Securely fasten the clamp!

Cramp
(Lock pole looseness)

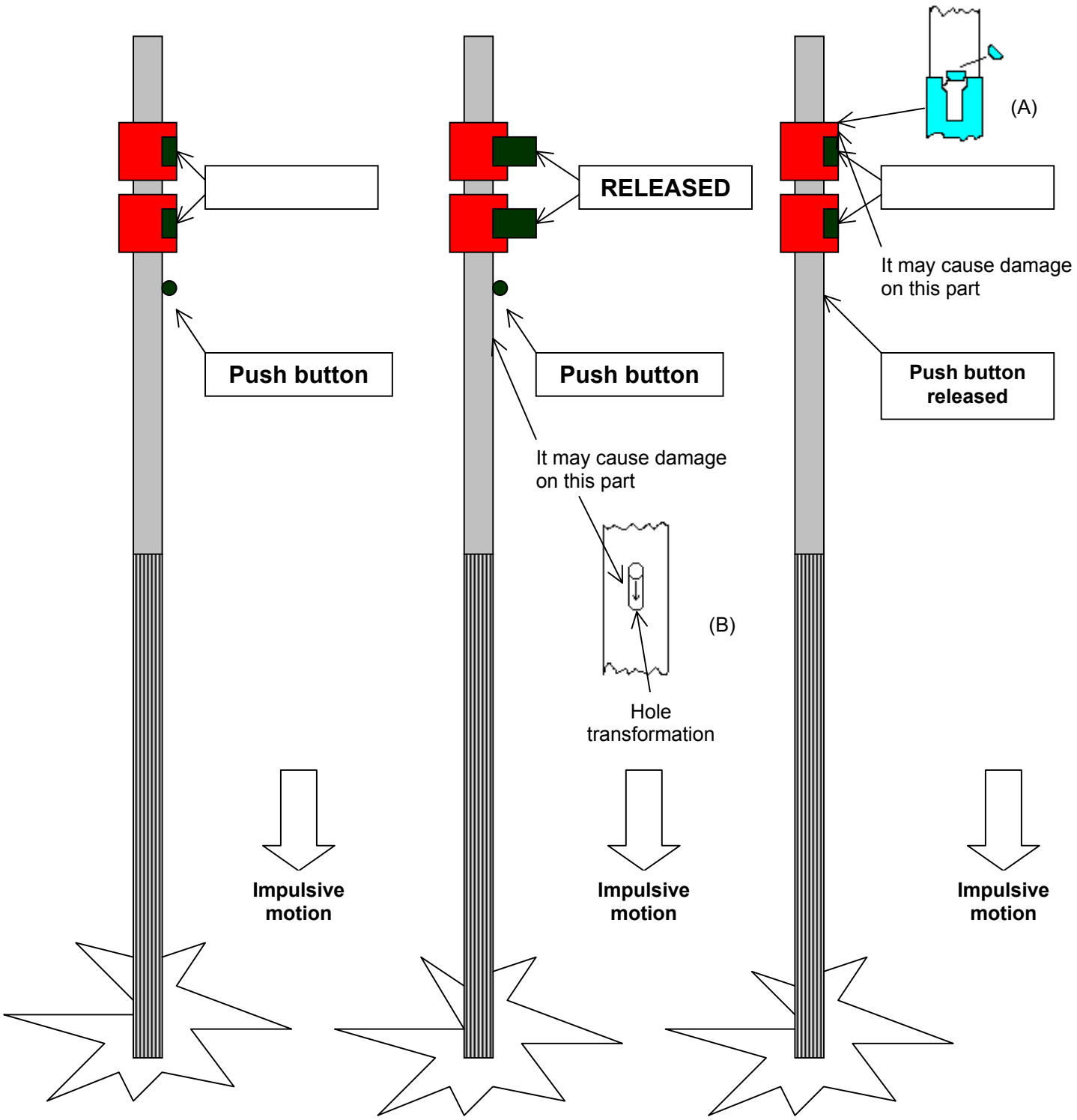
Push button
(Length adjusting stopper)



The push button will be transformed.

Do not give an impulse to the cap end of the pole. The impulsive motion like the above photograph may cause damages as shown beside.

Impulse breakage caused by hitting the pole end to the ground or any other objects

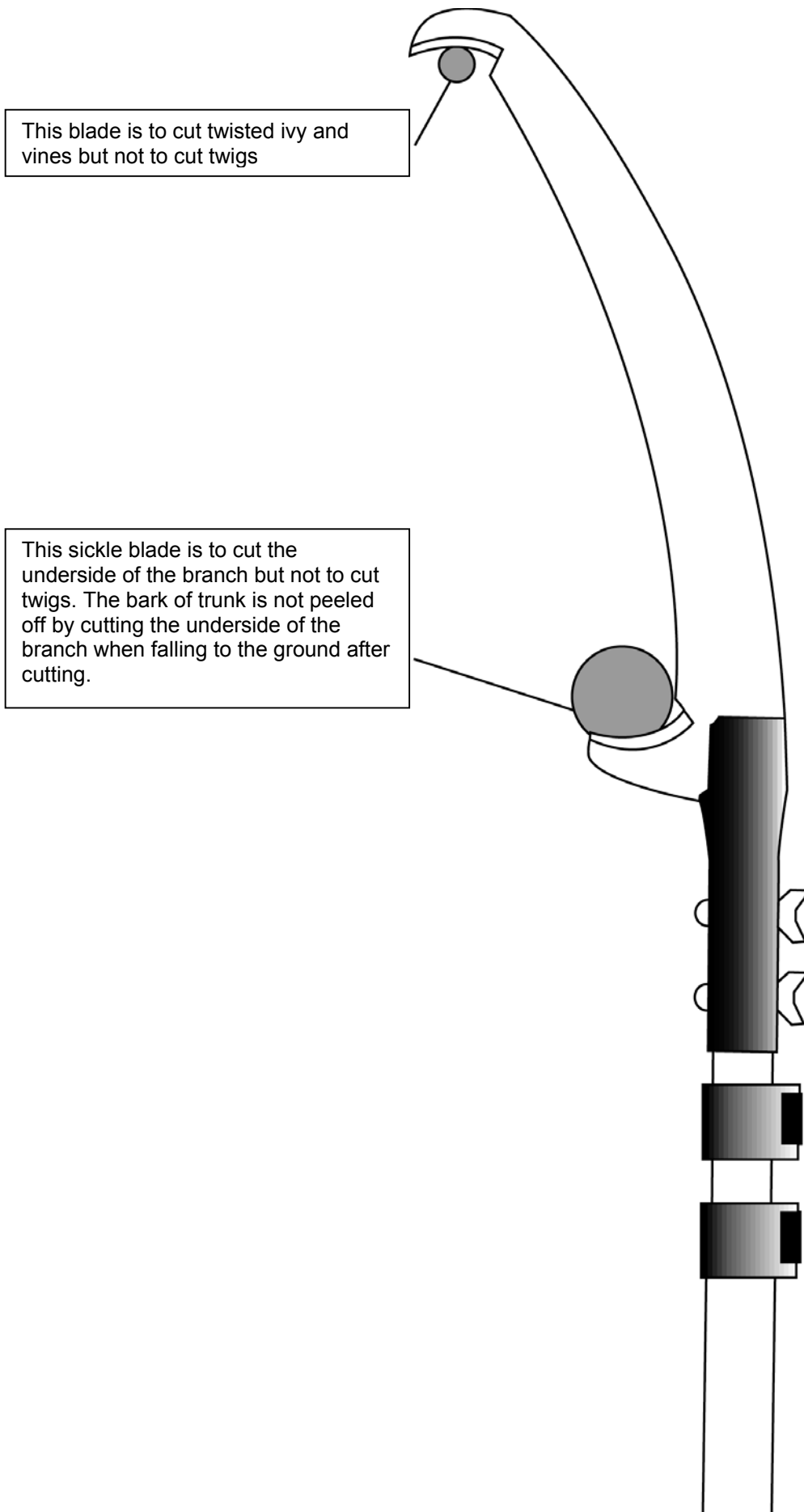


Plastic stopper and push button are set properly. Less breakage but not designed for impulse resistance.

Plastic stopper is released which may cause a tear on a part below the push button hole. (B)

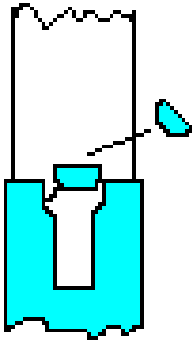
Push button is released which may cause a breakage on the top part of the pole inside the plastic stopper. (A)

D. Proper use of the Silky blades



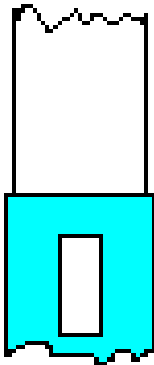
E. Potential breakage by improper use

(A)



There will be a possibility for the Hayauchi to have a breakage when walking using the pole as a stick or when dropping the pole.

Before modification



After modification

Taking this breakage into consideration, the width (A) has been enlarged from 4 mm to 10 mm. However, this modification does not mean to cover all impulse. It only guarantees the load of the forward and backward action to prune the branch as a saw blade.